

**OFFERING SUMMARY**

Sale Price: Subject To Building

Year Built: 1999

Building 300: 6,547SF

Building 400: 6,056SF

Building 500: 5,019SF

Market: Edmond

Price / SF: \$149.00

**PROPERTY OVERVIEW**

Well maintained property consists of 3 buildings; can be sold individually or as a group. Great owner/user investment; current tenant occupies all three buildings and vacates December 2019.

**PROPERTY HIGHLIGHTS**

- Building 300 - \$975,000
- Building 400 - \$899,000
- Building 500 - \$525,000

**LOCATION OVERVIEW**

East of S Kelly Ave on W 15th Street on South Side of Complex closest to Fretz Ave. This property has immediate access to S Broadway (Hwy 77) and I-35 and close proximity to restaurants and medical.

**DEMOGRAPHICS**

	1 MILE	3 MILES	5 MILES
Total Households	3,851	27,285	51,355
Total Population	9,531	71,345	132,713
Average HH Income	\$58,463	\$70,672	\$84,636

**PAUL SWALES**

Equity Commercial Realty II, LLC.  
pswales@equityrealty.net

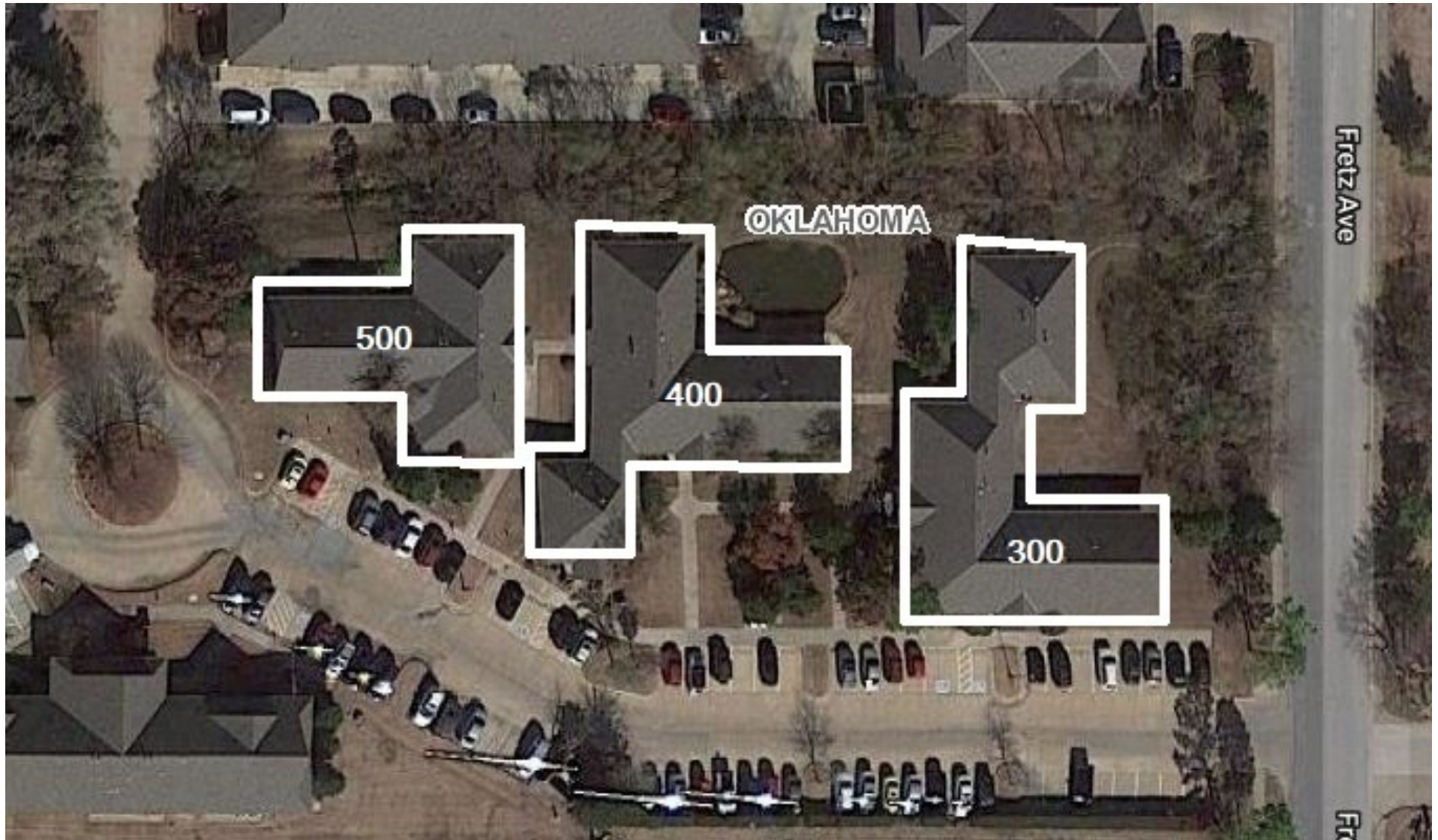
(405) 701- 3505 x218 office  
(405) 420- 6244 cell  
(800) 486- 6803 fax

**JOSH WHITE, CCIM**

Equity Commercial Realty II, LLC.  
josh@fleskeholding.com

(405) 701- 3505 x221 office  
(405) 417- 6761 cell  
(800) 486- 6803 fax





**PAUL SWALES**

Equity Commercial Realty II, LLC.  
pswales@equityrealty.net

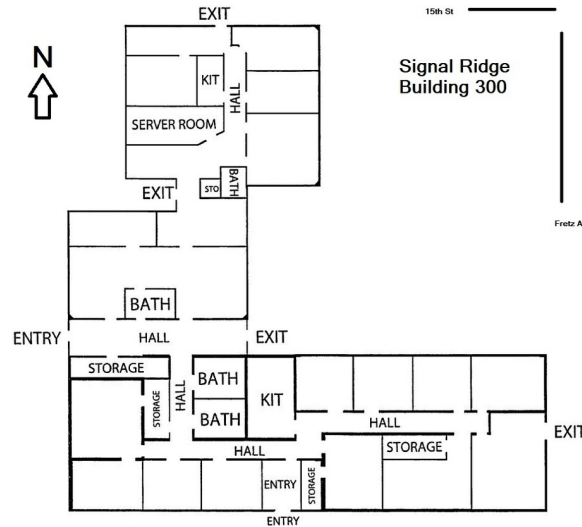
(405) 701- 3505 x218 office  
(405) 420- 6244 cell  
(800) 486- 6803 fax

**JOSH WHITE, CCIM**

Equity Commercial Realty II, LLC.  
josh@fleskeholding.com

(405) 701- 3505 x221 office  
(405) 417- 6761 cell  
(800) 486- 6803 fax





**PAUL SWALES**

Equity Commercial Realty II, LLC.  
pswales@equityrealty.net

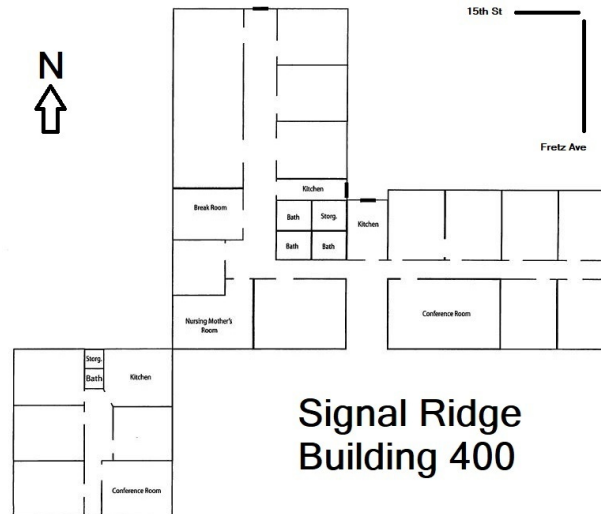
(405) 701- 3505 x218 office  
(405) 420- 6244 cell  
(800) 486- 6803 fax

**JOSH WHITE, CCIM**

Equity Commercial Realty II, LLC.  
josh@fleskeholding.com

(405) 701- 3505 x221 office  
(405) 417- 6761 cell  
(800) 486- 6803 fax





**PAUL SWALES**

Equity Commercial Realty II, LLC.  
pswales@equityrealty.net

(405) 701- 3505 x218 office  
(405) 420- 6244 cell  
(800) 486- 6803 fax

**JOSH WHITE, CCIM**

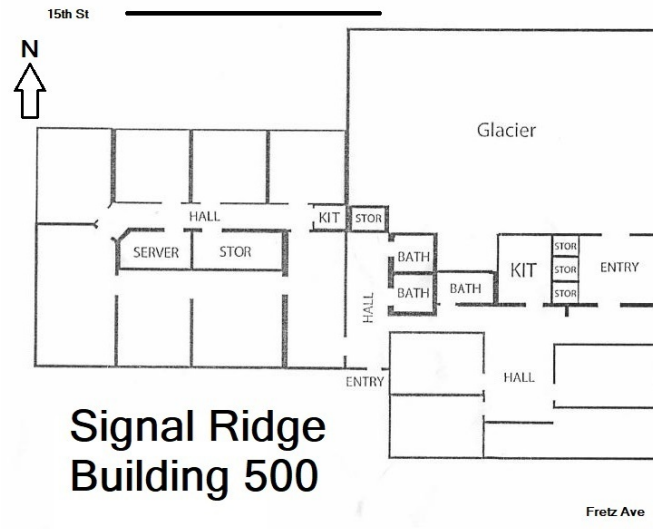
Equity Commercial Realty II, LLC.  
josh@fleskeholding.com

(405) 701- 3505 x221 office  
(405) 417- 6761 cell  
(800) 486- 6803 fax



SIGNAL RIDGE

416 W 15TH ST, BUILDING 500, EDMOND, OK 73013



**PAUL SWALES**

Equity Commercial Realty II, LLC.  
pswales@equityrealty.net

(405) 701- 3505 x218 office  
(405) 420- 6244 cell  
(800) 486- 6803 fax

**JOSH WHITE, CCIM**

Equity Commercial Realty II, LLC.  
josh@fleskeholding.com

(405) 701- 3505 x221 office  
(405) 417- 6761 cell  
(800) 486- 6803 fax

